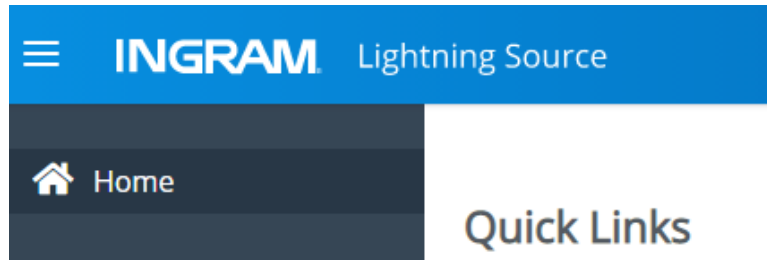
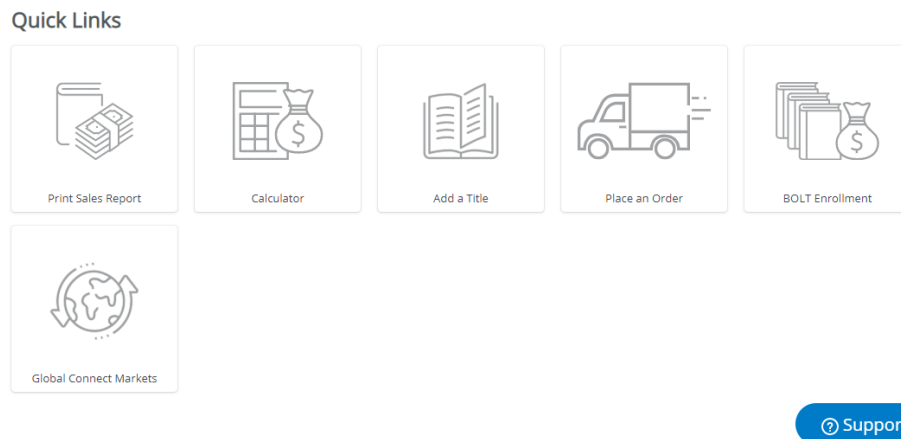


Global Connect ® Quick Start Guide

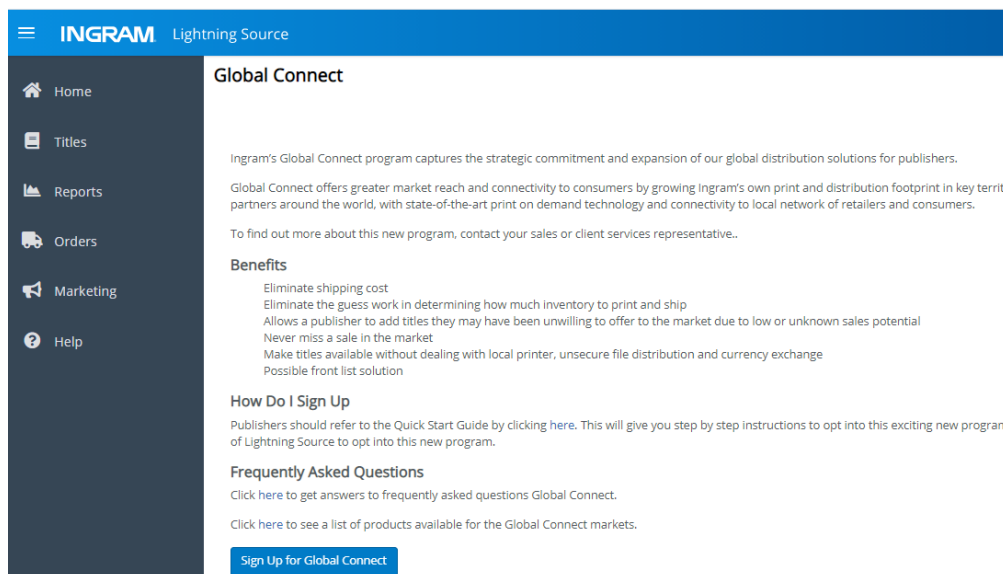
1. Login to your account at <https://myaccount.lightningsource.com/> and you'll be automatically directed to the **Home** dashboard page.



2. Here you will find the **Quick Links** menu with an option to learn more about **Global Connect Markets**.



3. Click on the **Global Connect Markets** button and you'll be re-directed to the Global Connect Information page. At the bottom of this page you will see the **Sign Up for Global Connect** button.



4. Click this button and you'll be redirected to the Global Connect sign up page. If you are not currently participating in Global Connect, you will be prompted to review and accept the Global Agreement online.

Global Connect

One simple agreement connects you to all the print on demand services Lightning Source has to offer. By accepting our Global Agreement you're taking the first step in extending publishing power. Enjoy benefits like Global Connect, which increases your title availability worldwide, plus gain the ability to access our journal and catalog platform, allowing you to manage print and subscriptions in one place. And that's just the beginning.

☐ Global Agreement

Next

5. To begin the agreement acceptance, check the box under Accept then click the Submit button. Enter your Name, Title and email address in the fields available and click the I Accept button.

Global Connect

You will need to execute the following contract(s), based on the services that you selected on a previous screen. You can download and review the contracts listed below by clicking on each link.

By electronically completing the fields in the signature section, the Parties, (i) are agreeing to use electronic signatures to execute the Agreement, (ii) are agreeing to being subject to the provisions of the U.S. E-SIGN Act (i.e., the Electronic Signatures in Global and National Commerce Act (ESIGN, 15 U.S.C. ch.96) and (iii) the country in which your company resides is listed herein and has enacted legislation accepting electronic signatures as enforceable. Argentina, Australia, Austria, Bahamas, Barbados, Belgium, Brazil, Canada, Chile, China, Colombia, Czech Republic, Denmark, Finland, France, Germany, Hong Kong, Hungary, India, Indonesia, Ireland, Israel, Italy, Japan, Korea, Republic Of, Lithuania, Macau, Malaysia, Mexico, Netherlands, New Zealand, Norway, Peru, Philippines, Poland, Portugal, Romania, Russian Federation, Singapore, South Africa, Spain, Sweden, Switzerland, Taiwan, Province Of China, Thailand, Turkey, United Arab Emirates, United Kingdom, United States, Uruguay, Virgin Islands (British)

If you decide not to accept the contracts online or the option to accept the contracts is not available to you, we will require that you fax or mail the signed contract in addition to the customer application form.

For contracts accepted online the process will take 24 - 48 hours, for signed contracts faxed or mailed to Lightning Source, the process will take between 3 - 5 days.

Once you have finished the new customer application process, you will receive copies of each contract via email along with the rest of the application materials.

Service Selected	Contract	Accept
Global Agreement	Global Agreement	<input type="checkbox"/>

Please enter the name and title of the person who is accepting this contract(s):

Name

Title

Email

6. If you are already participating in the Global Connect service, you will see any additional markets available to you where you don't currently have any titles priced.*

Global Connect

After signing the Global Connect Agreement, you have the option of copying your current US LSI prices and discounts from your existing eligible titles to one or more of the Global Connect markets; this is the easiest, and recommended, option. If you do not want to use your current US pricing and discounts in any or all markets please contact your customer service representative.

Please note that since all Global Connect titles are priced and sold in USD you will receive the same US publisher compensation no matter what market your titles are sold in. Also, at any time that you wish to update your Global Connect pricing please follow the same process as you do in updating any of your pricing.

Copy US List Prices and Discounts from all of my existing eligible titles in the LSI library to the new Global Connect Markets below. This is the quickest way to make your titles available for sale in Global Connect Markets (note that all of the Markets below may not yet have a partner to sell your books, but this will allow your titles to be sold in these markets as soon as Global Connect partners start selling and pricing LSI titles).

☐ Japan Printer Network

BY SELECTING THE MARKET(S) LISTED ABOVE AND CLICKING THE "I ACCEPT" BUTTON, PUBLISHER IS SUBMITTING TO THE TERMS OF THE GLOBAL CONNECT PROGRAM ADDENDUM TO PRINT, SELL, AND DISTRIBUTE TITLE(S) IN THE SELECTED MARKET(S) AND TO PLACE ALL YOUR CURRENT ELIGIBLE TITLES WITH THEIR US LIST PRICE AND DISCOUNT INTO THE GLOBAL CONNECT PROGRAM. AUTOMATIC APPLICATION OF YOUR US PRICE AND DISCOUNT TO GLOBAL CONNECT MARKETS WILL ONLY APPLY TO EXISTING TITLES. GLOBAL CONNECT PRICING MUST BE ADDED TO ANY NEW TITLES WHEN THEY ARE SUBMITTED TO LIGHTNING SOURCE, IN ORDER TO BE AVAILABLE IN GLOBAL CONNECT MARKETS.

PLEASE NOTE THAT FUTURE US PRICE CHANGES ARE NOT AUTOMATICALLY REFLECTED IN OR APPLIED TO YOUR GLOBAL CONNECT PRICING. IN ORDER TO CHANGE YOUR GLOBAL CONNECT PRICING, YOU MUST SUBMIT A PRICE CHANGE REQUEST LIKE YOU WOULD FOR ANY OTHER PRICE CHANGE.

IF YOU DO NOT AGREE, PLEASE CLICK THE "I DECLINE" BUTTON AND CONTACT YOUR CUSTOMER SERVICE REPRESENTATIVE.

7. Select the market(s) you would like to add pricing for by ticking the boxes next to each market name then click the I Accept button at the bottom of the screen.

Global Connect

After signing the Global Connect Agreement, you have the option of copying your current US LSI prices and discounts from your existing eligible titles to one or more of the Global Connect markets; this is the easiest, and recommended, option. If you do not want to use your current US pricing and discounts in any or all markets please contact your customer service representative.

Please note that since all Global Connect titles are priced and sold in USD you will receive the same US publisher compensation no matter what market your titles are sold in. Also, at any time that you wish to update your Global Connect pricing please follow the same process as you do in updating any of your pricing.

Copy US List Prices and Discounts from all of my existing eligible titles in the LSI library to the new Global Connect Markets below. This is the quickest way to make your titles available for sale in Global Connect Markets (note that all of the Markets below may not yet have a partner to sell your books, but this will allow your titles to be sold in these markets as soon as Global Connect partners start selling and printing LSI titles).

☒ Japan Printer Network

BY SELECTING THE MARKET(S) LISTED ABOVE AND CLICKING THE "I ACCEPT" BUTTON, PUBLISHER IS SUBMITTING TO THE TERMS OF THE GLOBAL CONNECT PROGRAM ADDENDUM TO PRINT, SELL, AND DISTRIBUTE TITLE(S) IN THE SELECTED MARKET(S) AND TO PLACE ALL YOUR CURRENT ELIGIBLE TITLES WITH THEIR US LIST PRICE AND DISCOUNT INTO THE GLOBAL CONNECT PROGRAM. AUTOMATIC APPLICATION OF YOUR US PRICE AND DISCOUNT TO GLOBAL CONNECT MARKETS WILL ONLY APPLY TO EXISTING TITLES. GLOBAL CONNECT PRICING MUST BE ADDED TO ANY NEW TITLES WHEN THEY ARE SUBMITTED TO LIGHTNING SOURCE, IN ORDER TO BE AVAILABLE IN GLOBAL CONNECT MARKETS.

PLEASE NOTE THAT FUTURE US PRICE CHANGES ARE NOT AUTOMATICALLY REFLECTED IN OR APPLIED TO YOUR GLOBAL CONNECT PRICING. IN ORDER TO CHANGE YOUR GLOBAL CONNECT PRICING, YOU MUST SUBMIT A PRICE CHANGE REQUEST LIKE YOU WOULD FOR ANY OTHER PRICE CHANGE.

IF YOU DO NOT AGREE, PLEASE CLICK THE "I DECLINE" BUTTON AND CONTACT YOUR CUSTOMER SERVICE REPRESENTATIVE.

Please note that having a single title priced in any of the Global Connect markets will cause that market to no longer appear on this screen. To review all current Global Connect pricing on your titles please contact your Client Services Representative.

8. After checking the box for each market and clicking I Accept, all eligible titles will be automatically added to the new market(s) using the existing US dollar pricing already in place on your titles within 24 hours.

If you do not wish for all eligible titles to be made available in the new market(s) using your current US pricing, please contact your Client Services Representative.